

SAMPLE NAME: PAPAYA CAKES

Concentrate, Product Inhalable

CULTIVATOR / MANUFACTURER

Business Name: Emerald Triangle Management Group, Inc.

License Number: CDPH-10002484

Address: 5550 W END RD, SUITE 9, 10, 14 ARCATATA, CA 95521-9244

DISTRIBUTOR

Business Name: JAPOW, LLC

License Number: C11-0001215-LIC

Address: 5560 WEST END RD, SUITE 8 ARCATATA CA 95521-9244

SAMPLE DETAIL

Batch Number: CTURN0253PC

Sample ID: 220131R001

Source Metrc UID:

1A4060300002459000017757

1A4060300002459000017758

Date Collected: 01/31/2022

Date Received: 02/01/2022

Batch Size: 2934.0 units

Sample Size: 20.0 units

Unit Mass: 1 grams per Unit*

Serving Size:

Sampling Method: QSP 1265 - Sampling of Cannabis and Product Batches

*Batch comprised of multiple unit sizes



Scan QR code to verify authenticity of results.

CANNABINOID ANALYSIS - SUMMARY ✔ PASS

Sum of Cannabinoids: 90.44%

Total Cannabinoids: 90.44%

Total THC: 89.112%

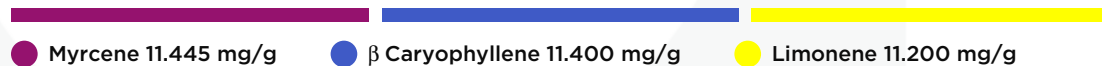
Total CBD: ND

Sum of Cannabinoids = $\Delta 9\text{THC} + \text{THCa} + \text{CBD} + \text{CBDa} + \text{CBG} + \text{CBGa} + \text{THCV} + \text{THCVa} + \text{CBC} + \text{CBCa} + \text{CBDV} + \text{CBDVa} + \Delta 8\text{THC} + \text{CBL} + \text{CBN}$
 Total Cannabinoids = $(\Delta 9\text{THC} + 0.877 * \text{THCa}) + (\text{CBD} + 0.877 * \text{CBDa}) + (\text{CBG} + 0.877 * \text{CBGa}) + (\text{THCV} + 0.877 * \text{THCVa}) + (\text{CBC} + 0.877 * \text{CBCa}) + (\text{CBDV} + 0.877 * \text{CBDVa}) + \Delta 8\text{THC} + \text{CBL} + \text{CBN}$
 Total THC/CBD is calculated using the following formulas to take into account the loss of a carboxyl group during the decarboxylation step:
 Total THC = $\Delta 9\text{THC} + (\text{THCa} * 0.877)$
 Total CBD = $\text{CBD} + (\text{CBDa} * 0.877)$

TERPENOID ANALYSIS - SUMMARY

39 TESTED, TOP 3 HIGHLIGHTED

Total Terpenoids: 5.0696%



SAFETY ANALYSIS - SUMMARY

Δ9THC per Unit: ✔ PASS

Pesticides: ✔ PASS

Mycotoxins: ✔ PASS

Residual Solvents: ✔ PASS

Heavy Metals: ✔ PASS

Microbiology: ✔ PASS


Foreign Material: ✔ PASS

These results relate only to the sample included on this report. This report shall not be reproduced, except in full, without written approval of the laboratory.


Sample Certification: California Code of Regulations Title 16 Effect Date January 16, 2019. Authority: Section 26013, Business and Professions Code. Reference: Sections 26100, 26104 and 26110, Business and Professions Code.

Decision Rule: Statements of conformity (e.g. Pass/Fail) to specifications are made in this report without taking measurement uncertainty into account. Where statements of conformity are made in this report, the following decision rules are applied: PASS - Results within limits/specifications, FAIL - Results exceed limits/specifications.

References: limit of detection (LOD), limit of quantification (LOQ), not detected (ND), not tested (NT)



LQC verified by: Michael Pham
 Date: 02/02/2022



Approved by: Josh Wurzer, President
 Date: 02/02/2022



CANNABINOID TEST RESULTS - 02/01/2022 ✔ PASS

Tested by high-performance liquid chromatography with diode-array detection (HPLC-DAD). **Method:** QSP 1157 - Analysis of Cannabinoids by HPLC-DAD

TOTAL CANNABINOIDS: 90.44%

Total Cannabinoids (Total THC) + (Total CBD) + (Total CBG) + (Total THCV) + (Total CBC) + (Total CBDV) + Δ8THC + CBL + CBN

TOTAL THC: 89.112%

Total THC (Δ9THC+0.877*THCa)

TOTAL CBD: ND

Total CBD (CBD+0.877*CBDA)

TOTAL CBG: 0.314%

Total CBG (CBG+0.877*CBGa)

TOTAL THCV: 0.64%

Total THCV (THCV+0.877*THCVa)

TOTAL CBC: 0.19%

Total CBC (CBC+0.877*CBCa)

TOTAL CBDV: ND

Total CBDV (CBDV+0.877*CBDVa)

COMPOUND	LOD/LOQ (mg/g)	MEASUREMENT UNCERTAINTY (mg/g)	RESULT (mg/g)	RESULT (%)
Δ9THC	0.06 / 0.26	±30.655	891.12	89.112
THCV	0.1 / 0.2	±0.32	6.4	0.64
CBG	0.06 / 0.19	±0.124	3.14	0.314
CBC	0.2 / 0.5	±0.06	1.9	0.19
CBN	0.1 / 0.3	±0.12	1.8	0.18
Δ8THC	0.1 / 0.4	N/A	ND	ND
THCa	0.05 / 0.14	N/A	ND	ND
THCVa	0.07 / 0.20	N/A	ND	ND
CBD	0.07 / 0.29	N/A	ND	ND
CBDA	0.02 / 0.19	N/A	ND	ND
CBDV	0.04 / 0.15	N/A	ND	ND
CBDVa	0.03 / 0.53	N/A	ND	ND
CBGa	0.1 / 0.2	N/A	ND	ND
CBL	0.06 / 0.24	N/A	ND	ND
CBCa	0.07 / 0.28	N/A	ND	ND
SUM OF CANNABINOIDS			904.4 mg/g	90.44%

UNIT MASS: 1 grams per Unit

Δ9THC per Unit	1100 per-package limit	891.12 mg/unit	PASS
Total THC per Unit		891.12 mg/unit	
CBD per Unit		ND	
Total CBD per Unit		ND	
Sum of Cannabinoids per Unit		904.4 mg/unit	
Total Cannabinoids per Unit		904.4 mg/unit	

TERPENOID TEST RESULTS - 02/01/2022

Terpene analysis utilizing gas chromatography-flame ionization detection (GC-FID). **Method:** QSP 1192 - Analysis of Terpenoids by GC-FID

COMPOUND	LOD/LOQ (mg/g)	MEASUREMENT UNCERTAINTY (mg/g)	RESULT (mg/g)	RESULT (%)
Myrcene	0.008 / 0.025	±0.1476	11.445	1.1445
β Caryophyllene	0.004 / 0.012	±0.4058	11.400	1.1400
Limonene	0.005 / 0.016	±0.1602	11.200	1.1200
trans-β-Farnesene	0.008 / 0.025	±0.1396	3.933	0.3933
α Humulene	0.009 / 0.029	±0.1035	3.224	0.3224
Linalool	0.009 / 0.032	±0.1137	2.991	0.2991
α Pinene	0.005 / 0.017	±0.0121	1.410	0.1410
β Pinene	0.004 / 0.014	±0.0123	1.072	0.1072
Fenchol	0.010 / 0.034	±0.0339	0.875	0.0875
Terpineol	0.016 / 0.055	±0.0435	0.709	0.0709
α Bisabolol	0.008 / 0.026	±0.0279	0.522	0.0522
Ocimene	0.011 / 0.038	±0.0154	0.479	0.0479
Camphene	0.005 / 0.015	±0.0029	0.255	0.0255
Nerolidol	0.009 / 0.028	±0.0147	0.233	0.0233
Terpinolene	0.008 / 0.026	±0.0045	0.219	0.0219
Borneol	0.005 / 0.016	±0.0075	0.178	0.0178
Caryophyllene Oxide	0.010 / 0.033	±0.0067	0.146	0.0146
Valencene	0.009 / 0.030	±0.0087	0.126	0.0126
Citronellol	0.003 / 0.010	±0.0033	0.068	0.0068
Fenchone	0.009 / 0.028	±0.0017	0.060	0.0060
Guaiol	0.009 / 0.030	±0.0028	0.060	0.0060
Geraniol	0.002 / 0.007	±0.0025	0.056	0.0056
γ Terpinene	0.006 / 0.018	±0.0006	0.035	0.0035
Sabinene	0.004 / 0.014	N/A	ND	ND
α Phellandrene	0.006 / 0.020	N/A	ND	ND
3 Carene	0.005 / 0.018	N/A	ND	ND
α Terpinene	0.005 / 0.017	N/A	ND	ND
p-Cymene	0.005 / 0.016	N/A	ND	ND
Eucalyptol	0.006 / 0.018	N/A	ND	ND
Sabinene Hydrate	0.006 / 0.022	N/A	ND	ND
(-)-Isopulegol	0.005 / 0.016	N/A	ND	ND
Camphor	0.006 / 0.019	N/A	ND	ND
Isoborneol	0.004 / 0.012	N/A	ND	ND
Menthol	0.008 / 0.025	N/A	ND	ND
Nerol	0.003 / 0.011	N/A	ND	ND
R-(+)-Pulegone	0.003 / 0.011	N/A	ND	ND
Geranyl Acetate	0.004 / 0.014	N/A	ND	ND
α Cedrene	0.005 / 0.016	N/A	ND	ND
Cedrol	0.008 / 0.027	N/A	ND	ND
TOTAL TERPENOIDS			50.696 mg/g	5.0696%



CATEGORY 1 PESTICIDE TEST RESULTS - 02/01/2022 ✔ PASS

Pesticide and plant growth regulator analysis utilizing high-performance liquid chromatography-mass spectrometry (HPLC-MS) or gas chromatography-mass spectrometry (GC-MS). *GC-MS utilized where indicated. **Method:** QSP 1212 - Analysis of Pesticides and Mycotoxins by LC-MS or QSP 1213 - Analysis of Pesticides by GC-MS

COMPOUND	LOD/LOQ (µg/g)	ACTION LIMIT (µg/g)	MEASUREMENT UNCERTAINTY (µg/g)	RESULT (µg/g)	RESULT
Aldicarb	0.03 / 0.08	≥ LOD	N/A	ND	PASS
Carbofuran	0.02 / 0.05	≥ LOD	N/A	ND	PASS
Chlordane*	0.03 / 0.08	≥ LOD	N/A	ND	PASS
Chlorfenapyr*	0.03 / 0.10	≥ LOD	N/A	ND	PASS
Chlorpyrifos	0.02 / 0.06	≥ LOD	N/A	ND	PASS
Coumaphos	0.02 / 0.07	≥ LOD	N/A	ND	PASS
Daminozide	0.02 / 0.07	≥ LOD	N/A	ND	PASS
DDVP (Dichlorvos)	0.03 / 0.09	≥ LOD	N/A	ND	PASS
Dimethoate	0.03 / 0.08	≥ LOD	N/A	ND	PASS
Ethoprop(hos)	0.03 / 0.10	≥ LOD	N/A	ND	PASS
Etofenprox	0.02 / 0.06	≥ LOD	N/A	ND	PASS
Fenoxycarb	0.03 / 0.08	≥ LOD	N/A	ND	PASS
Fipronil	0.03 / 0.08	≥ LOD	N/A	ND	PASS
Imazalil	0.02 / 0.06	≥ LOD	N/A	ND	PASS
Methiocarb	0.02 / 0.07	≥ LOD	N/A	ND	PASS
Methyl parathion	0.03 / 0.10	≥ LOD	N/A	ND	PASS
Mevinphos	0.03 / 0.09	≥ LOD	N/A	ND	PASS
Paclobutrazol	0.02 / 0.05	≥ LOD	N/A	ND	PASS
Propoxur	0.03 / 0.09	≥ LOD	N/A	ND	PASS
Spiroxamine	0.03 / 0.08	≥ LOD	N/A	ND	PASS
Thiacloprid	0.03 / 0.10	≥ LOD	N/A	ND	PASS

CATEGORY 2 PESTICIDE TEST RESULTS - 02/01/2022 *continued*

COMPOUND	LOD/LOQ (µg/g)	ACTION LIMIT (µg/g)	MEASUREMENT UNCERTAINTY (µg/g)	RESULT (µg/g)	RESULT
Cyfluthrin	0.12 / 0.38	2	N/A	ND	PASS
Cypermethrin	0.11 / 0.32	1	N/A	ND	PASS
Diazinon	0.02 / 0.05	0.1	N/A	ND	PASS
Dimethomorph	0.03 / 0.09	2	N/A	ND	PASS
Etoazole	0.02 / 0.06	0.1	N/A	ND	PASS
Fenhexamid	0.03 / 0.09	0.1	N/A	ND	PASS
Fenpyroximate	0.02 / 0.06	0.1	N/A	ND	PASS
Flonicamid	0.03 / 0.10	0.1	N/A	ND	PASS
Fludioxonil	0.03 / 0.10	0.1	N/A	ND	PASS
Hexythiazox	0.02 / 0.07	0.1	N/A	ND	PASS
Imidacloprid	0.04 / 0.11	5	N/A	ND	PASS
Kresoxim-methyl	0.02 / 0.07	0.1	N/A	ND	PASS
Malathion	0.03 / 0.09	0.5	N/A	ND	PASS
Metalaxyl	0.02 / 0.07	2	N/A	ND	PASS
Methomyl	0.03 / 0.10	1	N/A	ND	PASS
Myclobutanil	0.03 / 0.09	0.1	N/A	ND	PASS
Naled	0.02 / 0.07	0.1	N/A	ND	PASS
Oxamyl	0.04 / 0.11	0.5	N/A	ND	PASS
Pentachloronitrobenzene*	0.03 / 0.09	0.1	N/A	ND	PASS
Permethrin	0.04 / 0.12	0.5	N/A	ND	PASS
Phosmet	0.03 / 0.10	0.1	N/A	ND	PASS
Piperonylbutoxide	0.02 / 0.07	3	N/A	ND	PASS
Prallethrin	0.03 / 0.08	0.1	N/A	ND	PASS
Propiconazole	0.02 / 0.07	0.1	N/A	ND	PASS
Pyrethrins	0.04 / 0.12	0.5	N/A	ND	PASS
Pyridaben	0.02 / 0.07	0.1	N/A	ND	PASS
Spinetoram	0.02 / 0.07	0.1	N/A	ND	PASS
Spinosad	0.02 / 0.07	0.1	N/A	ND	PASS
Spiromesifen	0.02 / 0.05	0.1	N/A	ND	PASS
Spirotetramat	0.02 / 0.06	0.1	N/A	ND	PASS
Tebuconazole	0.02 / 0.07	0.1	N/A	ND	PASS
Thiamethoxam	0.03 / 0.10	5	N/A	ND	PASS
Trifloxystrobin	0.03 / 0.08	0.1	N/A	ND	PASS

CATEGORY 2 PESTICIDE TEST RESULTS - 02/01/2022 ✔ PASS

COMPOUND	LOD/LOQ (µg/g)	ACTION LIMIT (µg/g)	MEASUREMENT UNCERTAINTY (µg/g)	RESULT (µg/g)	RESULT
Abamectin	0.03 / 0.10	0.1	N/A	ND	PASS
Acephate	0.02 / 0.07	0.1	N/A	ND	PASS
Acequinocyl	0.02 / 0.07	0.1	N/A	ND	PASS
Acetamiprid	0.02 / 0.05	0.1	N/A	ND	PASS
Azoxystrobin	0.02 / 0.07	0.1	N/A	ND	PASS
Bifenazate	0.01 / 0.04	0.1	N/A	ND	PASS
Bifenthrin	0.02 / 0.05	3	N/A	ND	PASS
Boscalid	0.03 / 0.09	0.1	N/A	ND	PASS
Captan	0.19 / 0.57	0.7	N/A	ND	PASS
Carbaryl	0.02 / 0.06	0.5	N/A	ND	PASS
Chlorantraniliprole	0.04 / 0.12	10	N/A	ND	PASS
Clofentezine	0.03 / 0.09	0.1	N/A	ND	PASS



MYCOTOXIN TEST RESULTS - 02/01/2022 ✔ PASS

Mycotoxin analysis utilizing high-performance liquid chromatography-mass spectrometry (HPLC-MS). **Method:** QSP 1212 - Analysis of Pesticides and Mycotoxins by LC-MS

COMPOUND	LOD/LOQ (µg/kg)	ACTION LIMIT (µg/kg)	MEASUREMENT UNCERTAINTY (µg/kg)	RESULT (µg/kg)	RESULT
Aflatoxin B1	2.0 / 6.0		N/A	ND	
Aflatoxin B2	1.8 / 5.6		N/A	ND	
Aflatoxin G1	1.0 / 3.1		N/A	ND	
Aflatoxin G2	1.2 / 3.5		N/A	ND	
Total Aflatoxin		20		ND	PASS
Ochratoxin A	6.3 / 19.2	20	N/A	ND	PASS

CATEGORY 1 RESIDUAL SOLVENTS TEST RESULTS - 02/01/2022 ✔ PASS

Residual Solvent analysis utilizing gas chromatography-mass spectrometry (GC-MS). **Method:** QSP 1204 - Analysis of Residual Solvents by GC-MS

COMPOUND	LOD/LOQ (µg/g)	ACTION LIMIT (µg/g)	MEASUREMENT UNCERTAINTY (µg/g)	RESULT (µg/g)	RESULT
1,2-Dichloroethane	0.05 / 0.1	1	N/A	ND	PASS
Benzene	0.03 / 0.09	1	N/A	ND	PASS
Chloroform	0.1 / 0.2	1	N/A	ND	PASS
Ethylene Oxide	0.3 / 0.8	1	N/A	ND	PASS
Methylene chloride	0.3 / 0.9	1	N/A	ND	PASS
Trichloroethylene	0.1 / 0.3	1	N/A	ND	PASS

CATEGORY 2 RESIDUAL SOLVENTS TEST RESULTS - 02/01/2022 ✔ PASS

COMPOUND	LOD/LOQ (µg/g)	ACTION LIMIT (µg/g)	MEASUREMENT UNCERTAINTY (µg/g)	RESULT (µg/g)	RESULT
Acetone	20 / 50	5000	N/A	ND	PASS
Acetonitrile	2 / 7	410	N/A	ND	PASS
Butane	10 / 50	5000	N/A	ND	PASS
Ethanol	20 / 50	5000	±4.5	146	PASS
Ethyl acetate	20 / 60	5000	N/A	ND	PASS
Ethyl ether	20 / 50	5000	N/A	ND	PASS
Heptane	20 / 60	5000	N/A	ND	PASS
Hexane	2 / 5	290	N/A	ND	PASS
Isopropyl Alcohol	10 / 40	5000	N/A	ND	PASS
Methanol	50 / 200	3000	N/A	ND	PASS
Pentane	20 / 50	5000	N/A	ND	PASS
Propane	10 / 20	5000	N/A	ND	PASS
Toluene	7 / 21	890	N/A	ND	PASS
Total Xylenes	50 / 160	2170	N/A	ND	PASS

HEAVY METALS TEST RESULTS - 02/01/2022 ✔ PASS

Heavy metal analysis utilizing inductively coupled plasma-mass spectrometry (ICP-MS). **Method:** QSP 1160 - Analysis of Heavy Metals by ICP-MS

COMPOUND	LOD/LOQ (µg/g)	ACTION LIMIT (µg/g)	MEASUREMENT UNCERTAINTY (µg/g)	RESULT (µg/g)	RESULT
Arsenic	0.02 / 0.1	0.2	N/A	ND	PASS
Cadmium	0.02 / 0.05	0.2	N/A	ND	PASS
Lead	0.04 / 0.1	0.5	N/A	ND	PASS
Mercury	0.002 / 0.01	0.1	N/A	ND	PASS

MICROBIOLOGY TEST RESULTS - 02/02/2022 ✔ PASS

Analysis conducted by polymerase chain reaction (PCR) and fluorescence detection of microbiological contaminants. **Method:** QSP 1221 - Analysis of Microbiological Contaminants

COMPOUND	ACTION LIMIT	RESULT	RESULT
Shiga toxin-producing <i>Escherichia coli</i>	Not Detected in 1g	ND	PASS
<i>Salmonella</i> spp.	Not Detected in 1g	ND	PASS
<i>Aspergillus fumigatus</i>	Not Detected in 1g	ND	PASS
<i>Aspergillus flavus</i>	Not Detected in 1g	ND	PASS
<i>Aspergillus niger</i>	Not Detected in 1g	ND	PASS
<i>Aspergillus terreus</i>	Not Detected in 1g	ND	PASS

FOREIGN MATERIAL TEST RESULTS - 02/01/2022 ✔ PASS

Visual analysis includes, but is not limited to, sand, soil, cinders, dirt, mold, hair, insect fragments, and mammalian excreta. **Method:** QSP 1226 - Analysis of Foreign Material in Cannabis and Cannabis Products

COMPOUND	ACTION LIMIT	RESULT
Total Sample Area Covered by Sand, Soil, Cinders, or Dirt	>25%	PASS
Total Sample Area Covered by Mold	>25%	PASS
Total Sample Area Covered by an Imbedded Foreign Material	>25%	PASS
Insect Fragment Count	> 1 per 3 grams	PASS
Hair Count	> 1 per 3 grams	PASS
Mammalian Excreta Count	> 1 per 3 grams	PASS

NOTES

Unit mass corresponds to the mass of the largest unit size sampled. Total Batch Count comprised of 0.5 g and 1.0 g units